

Tahiti FIR

FANS-1/DATALINK Communication

ISPACG 31- FIT24
6 and 7 March 2017

FYI

- **All Tahiti's graphs are generated by the NZ's tools**
- **We 'll contract with Airways in the next weeks**
- **This Tool (Website) are very simple and ergonomic**

Focus

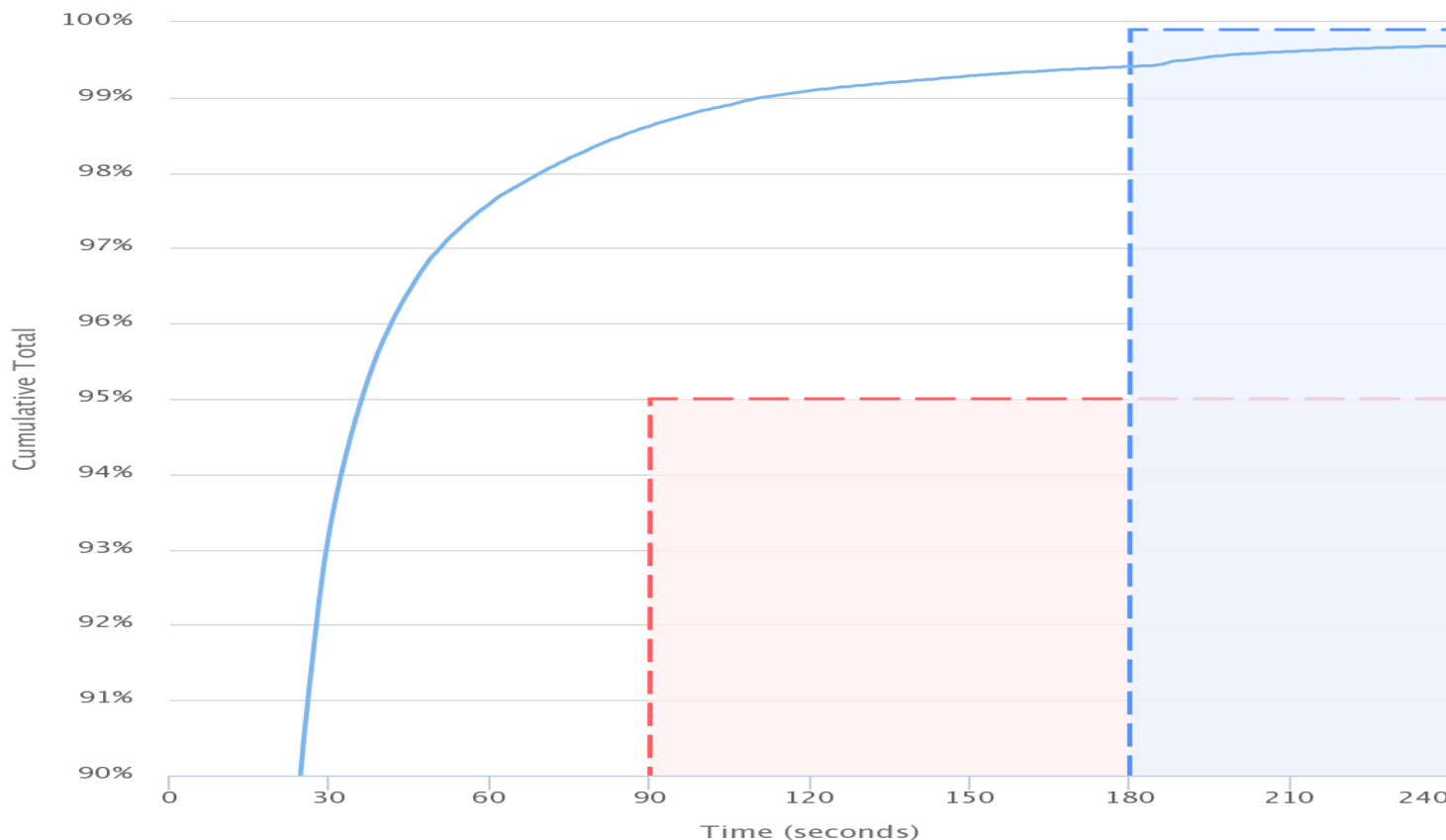
- **Graph – ADS-C Results of year 2016**
 - **Overall media**
 - **Detail VHF / SAT /HF**

- **Graph – CPDL-C Results of year 2016**
 - **Overall media type**
 - **Detail VHF / SAT /HF**

ADS-C Downlink Latency Analysis - Overall media 2015

ADS-C Downlink latency

2016



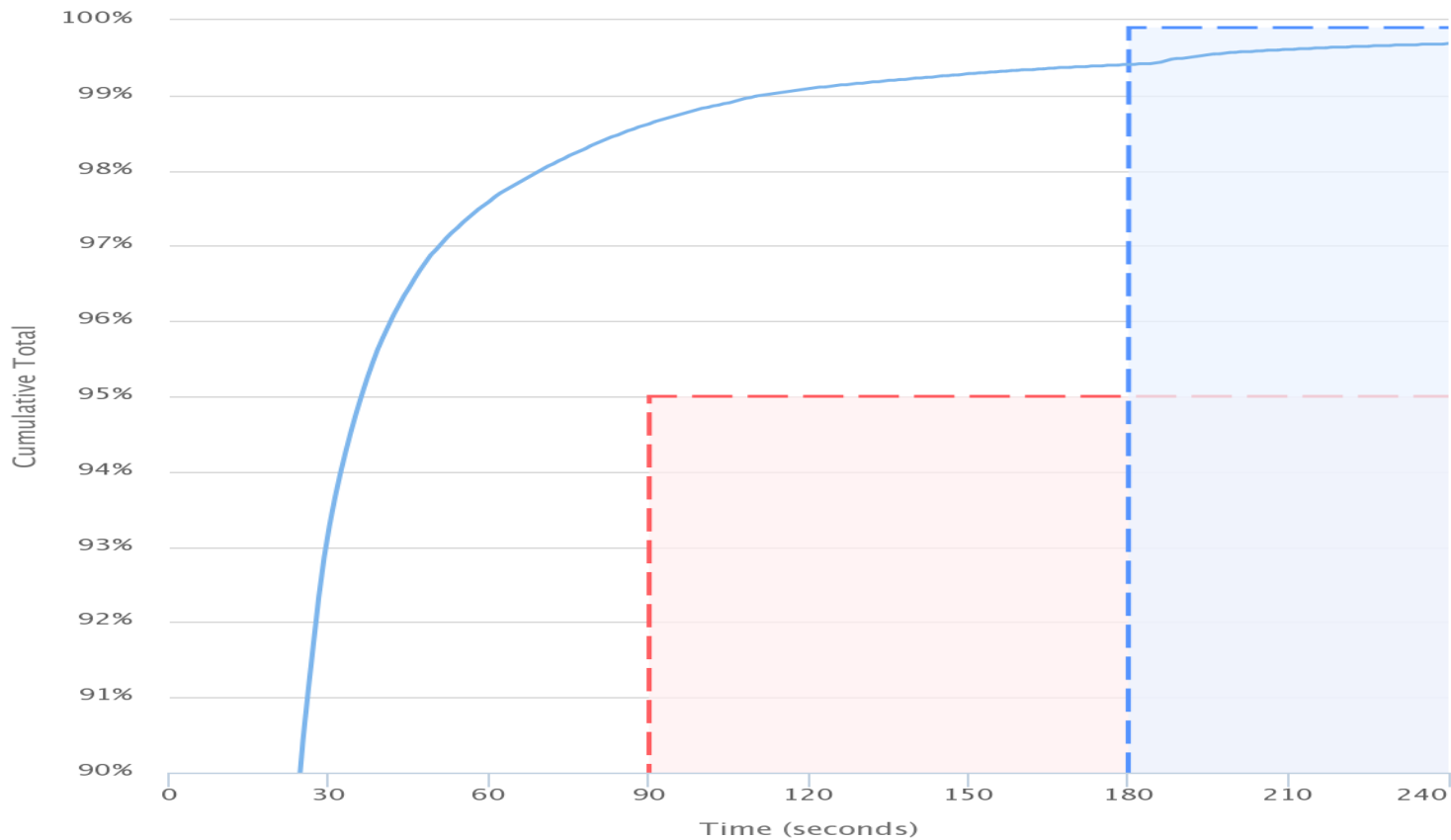
95.0 Percent 90 seconds 99.9 Percent 180 seconds Series (#4660601)

Highcharts.com

ADS-C Downlink Latency Analysis - Overall media 2016

ADS-C Downlink latency

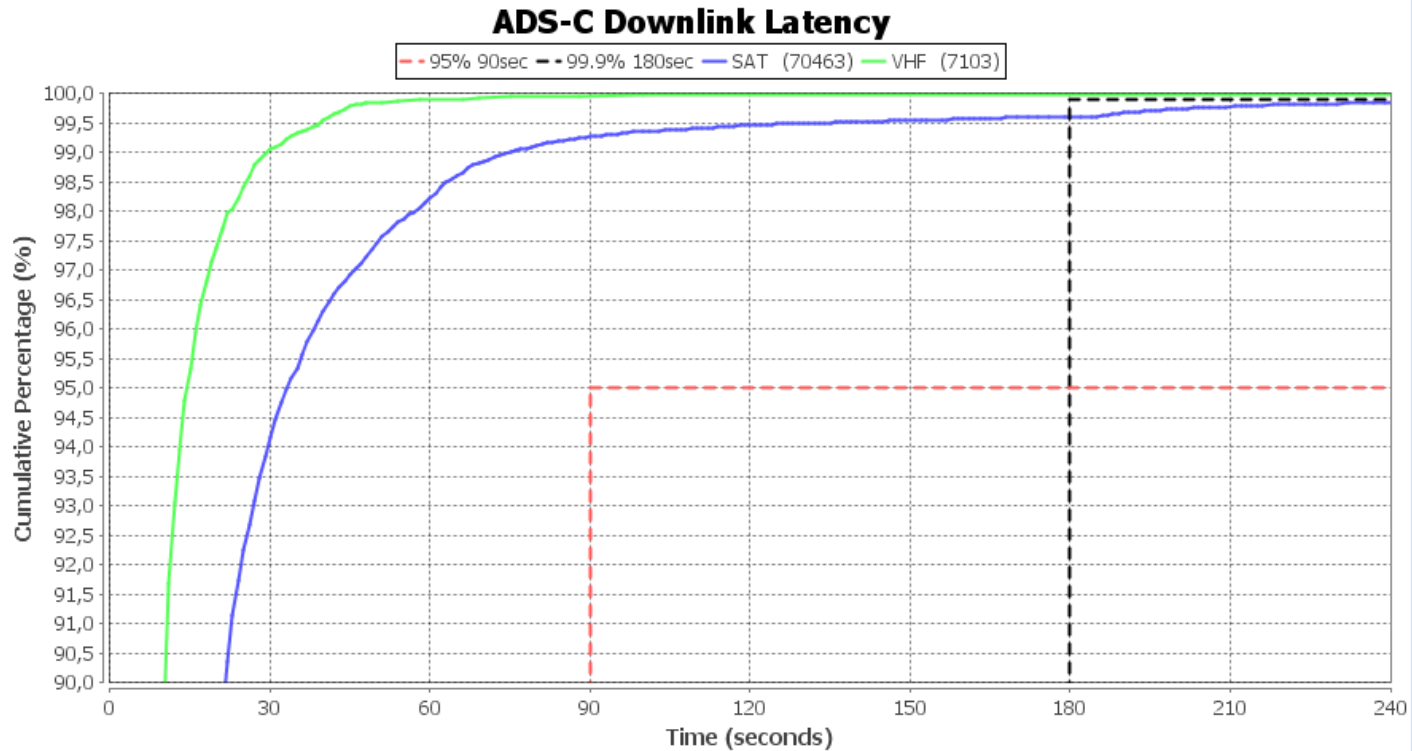
2016



95.0 Percent 90 seconds 99.9 Percent 180 seconds Series (#4660601)

Highcharts.com

ADS-C Downlink Latency Detail VHF / SAT / HF 2015



Report Example:

Performance Measure: ADS-C

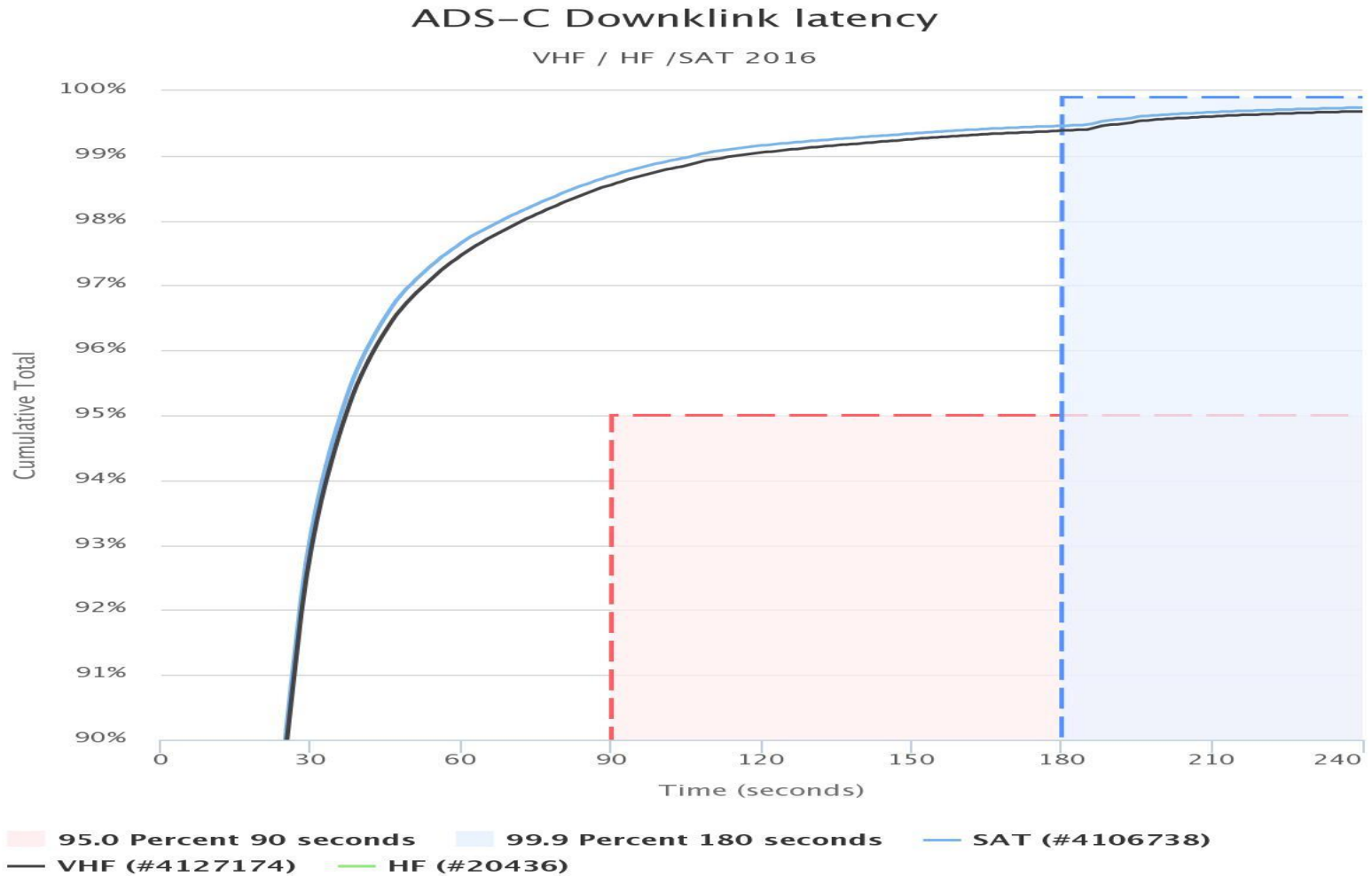
Performance Criteria: RSP180

Filters:

Type of Analysis: Media Type

Media Type	Count of Msgs	120sec%	150sec%
All	77 566	99,51%	99,58%
SAT	70 463	99,46%	99,54%
VHF	7 103	99,97%	99,97%

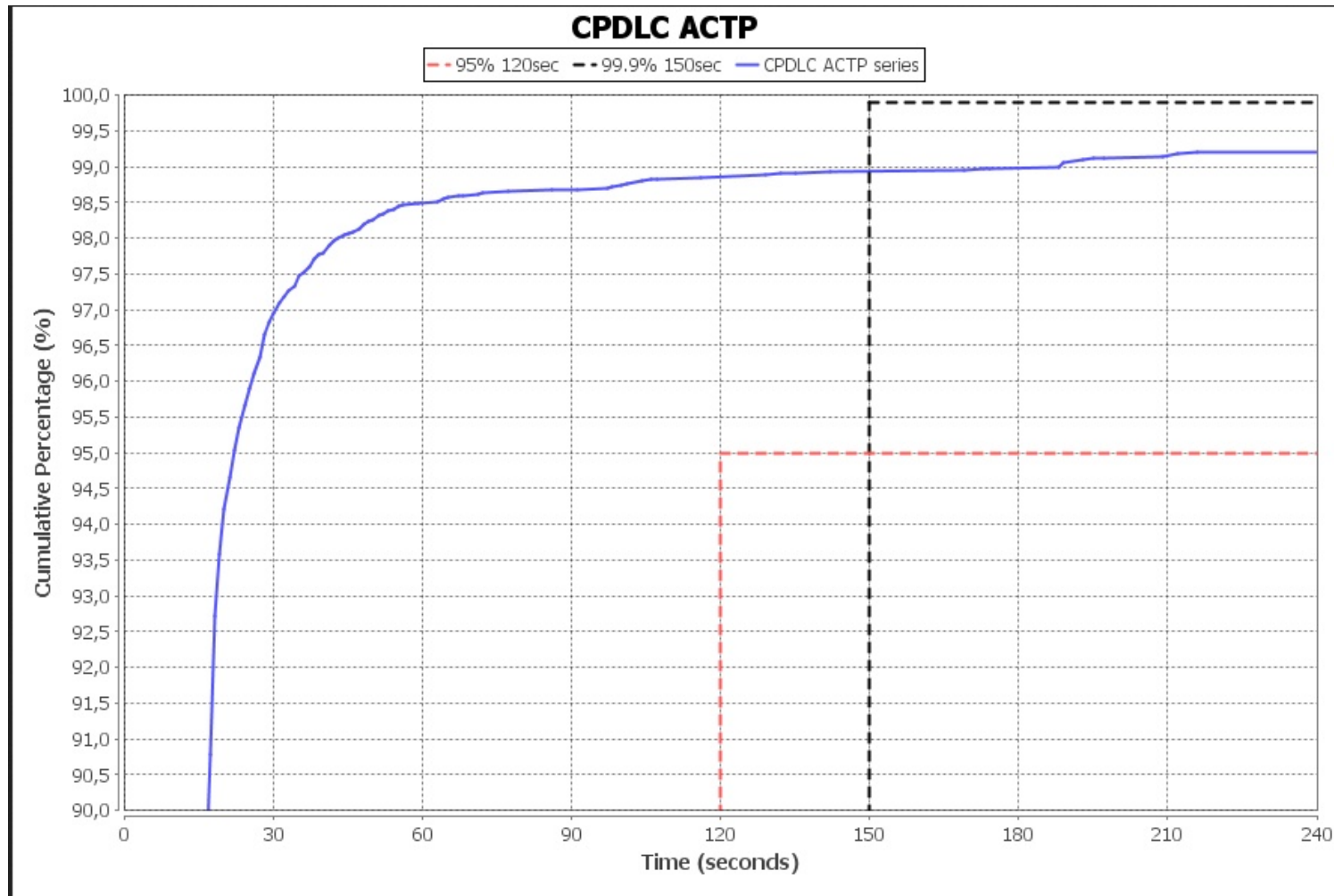
ADS-C Downlink Latency Detail VHF / SAT / HF 2016



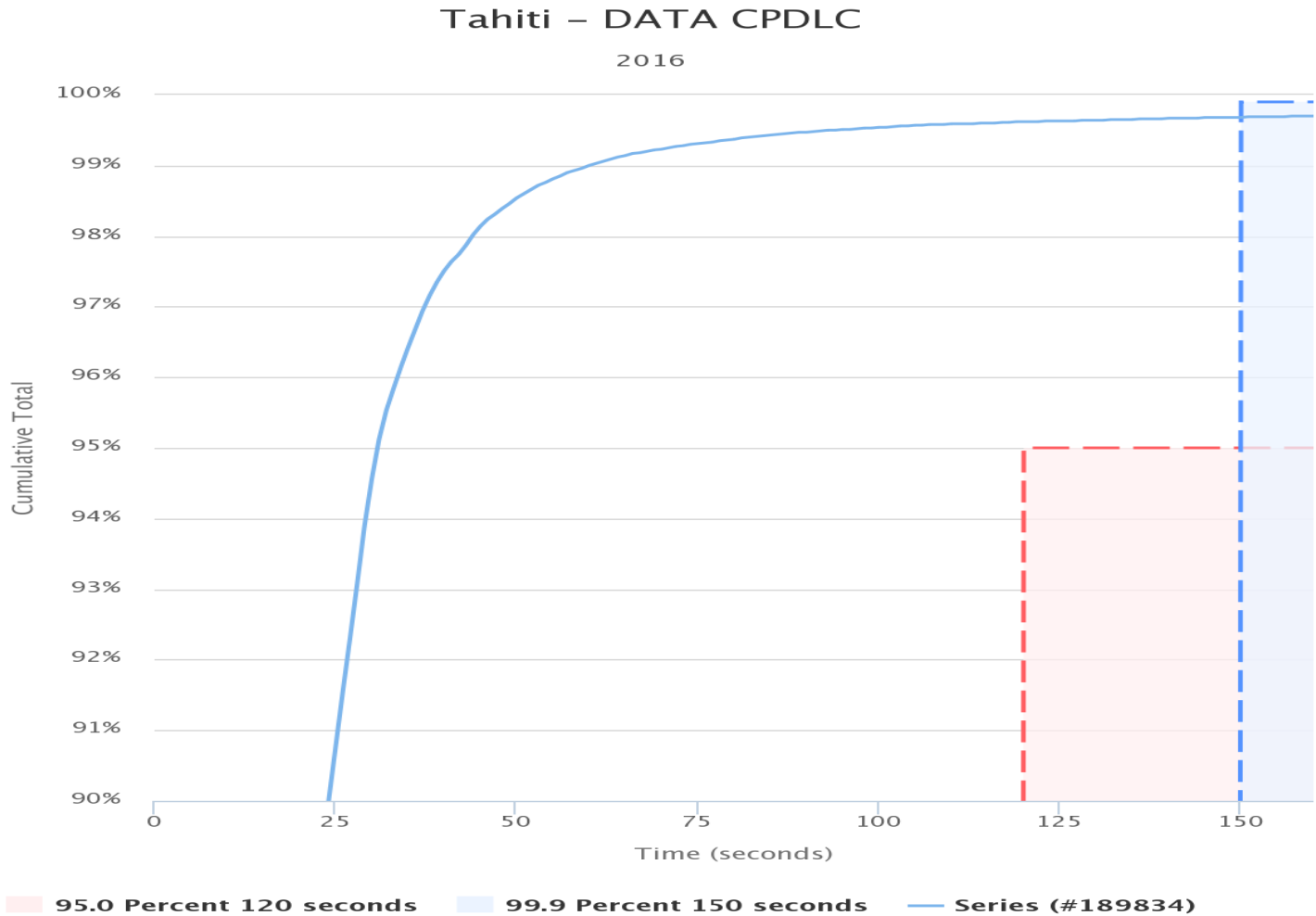
ADS-C Downlink Latency Tabular Data 2016

ADS-C Performance								
Colour Key		Period 31 Dec 2015 - 30 Dec 2016					95% RSP180 Benchmark	99.9% RSP180 Benchmark
■ Meets Criteria	■ 99.0%-99.84%							
■ Under Criteria								
Media Type	RGS	Aircraft Type	Operating Company	Tail Number	ATSP	Message Count	RSP <= 90 sec	RSP <= 180 sec
Analysis by								
SATCOM I3	All	All	All	All	All	2702234	98.84	99.48
SATCOM I4	All	All	All	All	All	895898	99.06	99.67
SATCOM SBB	All	All	All	All	All	72019	96.78	98.79
SATCOM MTSAT	All	All	All	All	All	195112	99.25	99.78
SATCOM Iridium	All	All	All	All	All	241475	95.79	98.47
SATCOM All	All	All	All	All	All	4106738	98.69	99.46
VHF All	All	All	All	All	All	533427	99.16	99.61
HF All	All	All	All	All	All	20436	71.42	84.22
All	All	All	All	All	All	4660601	98.62	99.41

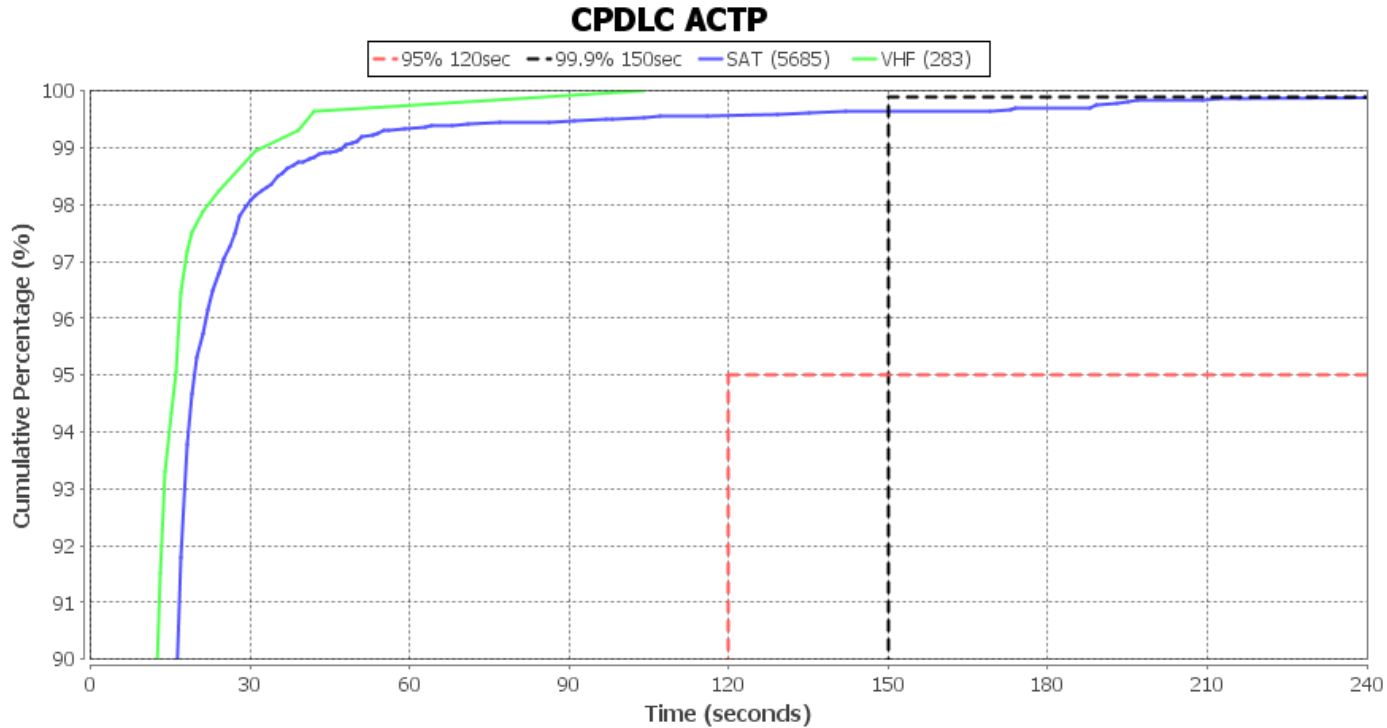
CPDLC ACTP Analysis overall media -2015



CPDLC ACTP Analysis overall media 2016



CPDLC ACTP Analysis Detail VHF SAT 2015



Report Example:

Performance Measure: CPDLC

Performance Criteria: RSP180

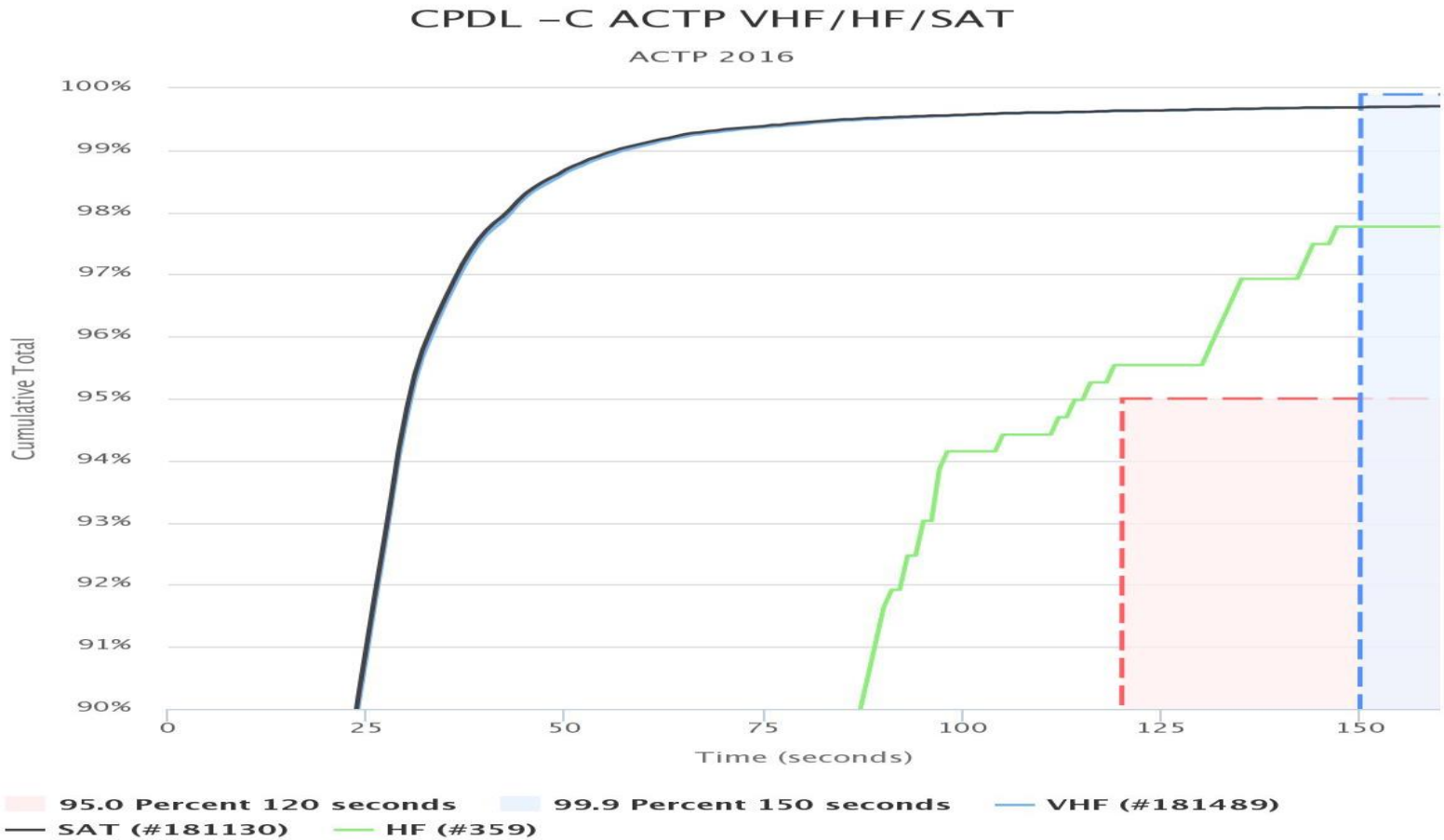
Filters:

Type of Analysis: Media Type

Media Type	Count of Msgs	120sec%	150sec%
All	5 968	99,58%	99,65%
SAT	5 685	99,56%	99,63%
VHF	283	100,00%	100,00%

CPDLC ACTP Analysis

Detail VHF SAT 2016



CPDLC ACTP Analysis

Data Tabular 2016

CPDLC Performance								
Colour Key		Period 31 Dec 2015 - 30 Dec 2016					95% RCP240 Benchmark	99.9% RCP240 Benchmark
■	Meets Criteria							
■	99.0%-99.84%							
■	Under Criteria							
Media Type	RGS	Aircraft Type	Operating Company	Tail Number	ATSP	Message Count	RCP <= 120 sec	RCP <= 150 sec
Analysis by								
SATCOM I3	All	All	All	All	All	117341	99.6	99.65
SATCOM I4	All	All	All	All	All	42502	99.74	99.8
SATCOM SBB	All	All	All	All	All	3047	99.86	100
SATCOM MTSAT	All	All	All	All	All	8911	99.88	99.89
SATCOM Iridium	All	All	All	All	All	7580	99.31	99.49
SATCOM All	All	All	All	All	All	179381	99.64	99.69
VHF All	All	All	All	All	All	10101	99.45	99.59
HF All	All	All	All	All	All	352	95.45	97.72
All	All	All	All	All	All	189834	99.62	99.68

***Thank you
for your attention***

