



FIJI AIRPORTS UPDATE FIT/30 MEETING 25-28 APRIL 2023



INTRODUCTION



- **BULA EVERYONE. INTRODUCING THE FIJI AIRPORTS TEAM:**
- **Ivan Wong (Head of OPS – ATM)**
- **Veniona Toga (OCA ATCO/ TEAM COORDINATOR)**

PROBLEM REPORT - CRA WEBSITE

- **1 OPEN REPORT REGARDING A NON-DELIVERY OF ADS-C CONTRACT TERMINATION CANCELLATION - 13 JUL 21**
 - **PROBLEM REPORT WAS ASSIGNED TO SITA**

- **1 ASSIGNED REPORT ON MULTIPLE DUPLICATED UPLINKS TO AN ANZ FLIGHT TO 'MONITOR NZZO ON 5643KHZ' - 5 APR 23**
 - **CURRENTLY BEING INVESTIGATED**

PBCS STATUS

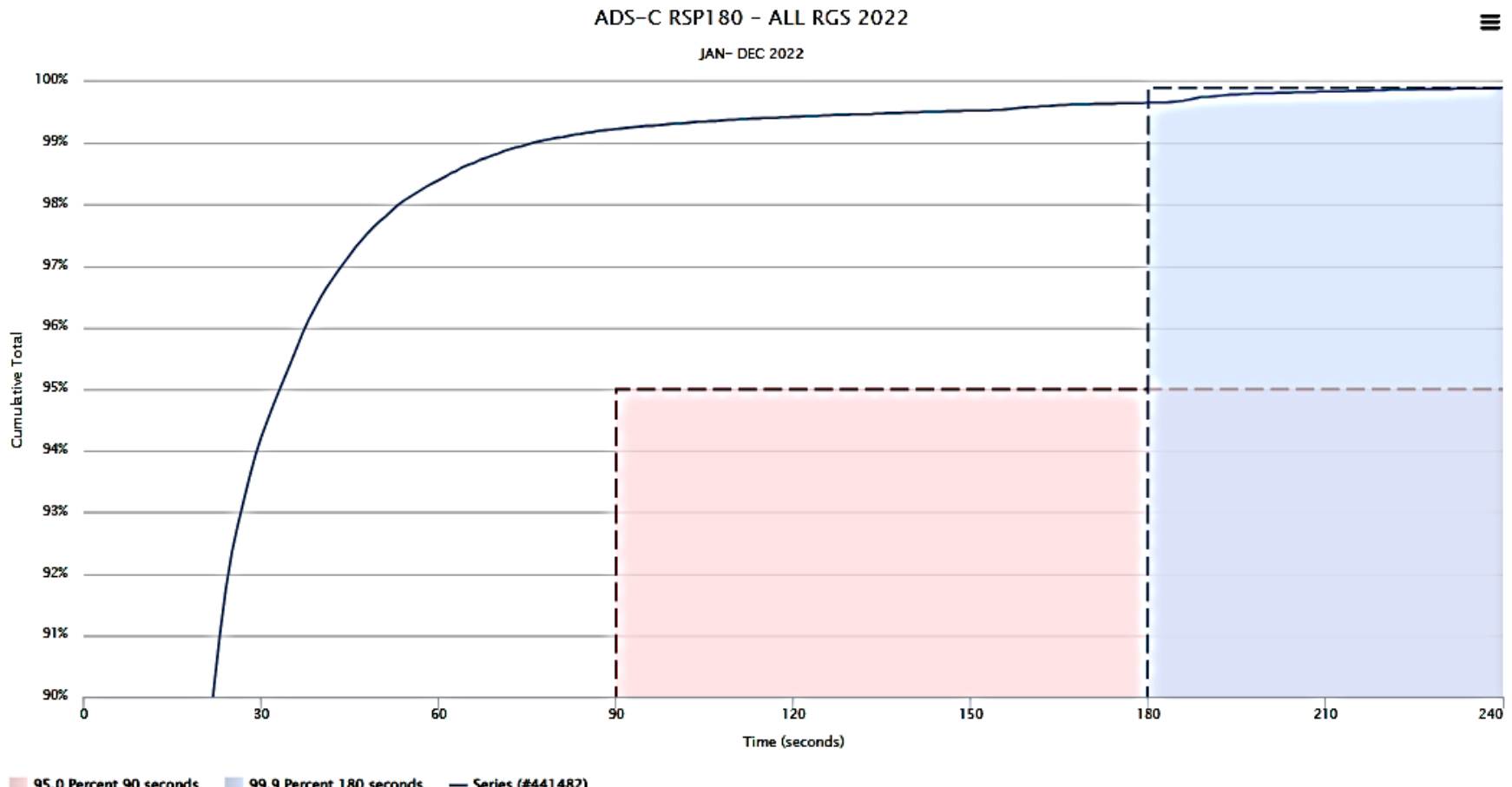
- **MONTHLY PBCS PERFORMANCE REPORT IS PROVIDED TO THE FIJI CAA.**
- **MONTHLY REPORT CONTAINS:**
 - **SUMMARY OF THE PERFORMANCE OF ALL AIRCRAFT AGAINST RCP240 AND RSP180 REQUIREMENTS FOR THE CURRENT MONTH AND THE PREVIOUS 3 MONTHS**
 - **REPORT AND DATA ANALYSIS OF AIRCRAFT NOT MEETING RCP/RSP WITH RECOMMENDATIONS AND/OR ACTIONS TAKEN TO RESOLVE THE DEGRADATION**
- **POOR PERFORMING TAIL NUMBERS OF FIJI AIRWAYS AIRCRAFTS ARE SHARED WITH THE NATIONAL AIRLINE**

PBCS ANALYSIS

- **FIJI AIRPORTS IS ALSO USING THE PBCS ANALYSIS TOOL WITH AIRWAYS NEW ZEALAND**
- **FIJI AIRPORTS HAD TRAINED WITH THE AIRWAYS NZ SME ON THE CONDUCT OF ANALYSIS AND USE OF THE TOOL. HOWEVER, WE STILL REACH OUT TO OUR NZ SME TO ASSIST US WITH ANALYSIS FROM TIME TO TIME**
- **ANALYSIS DATA PROVIDED IS SHARED WITH CAA FIJI**
- **THE GOOGLE EARTH FEATURE PROVIDES A BETTER PICTURE OF WHERE DELAYS ARE BEING EXPERIENCED WITH POOR PERFORMING TAILS WHICH IS REALLY GOOD**

PBCS PERFORMANCE

ADS-C RSP180 - ALL RGS 2022



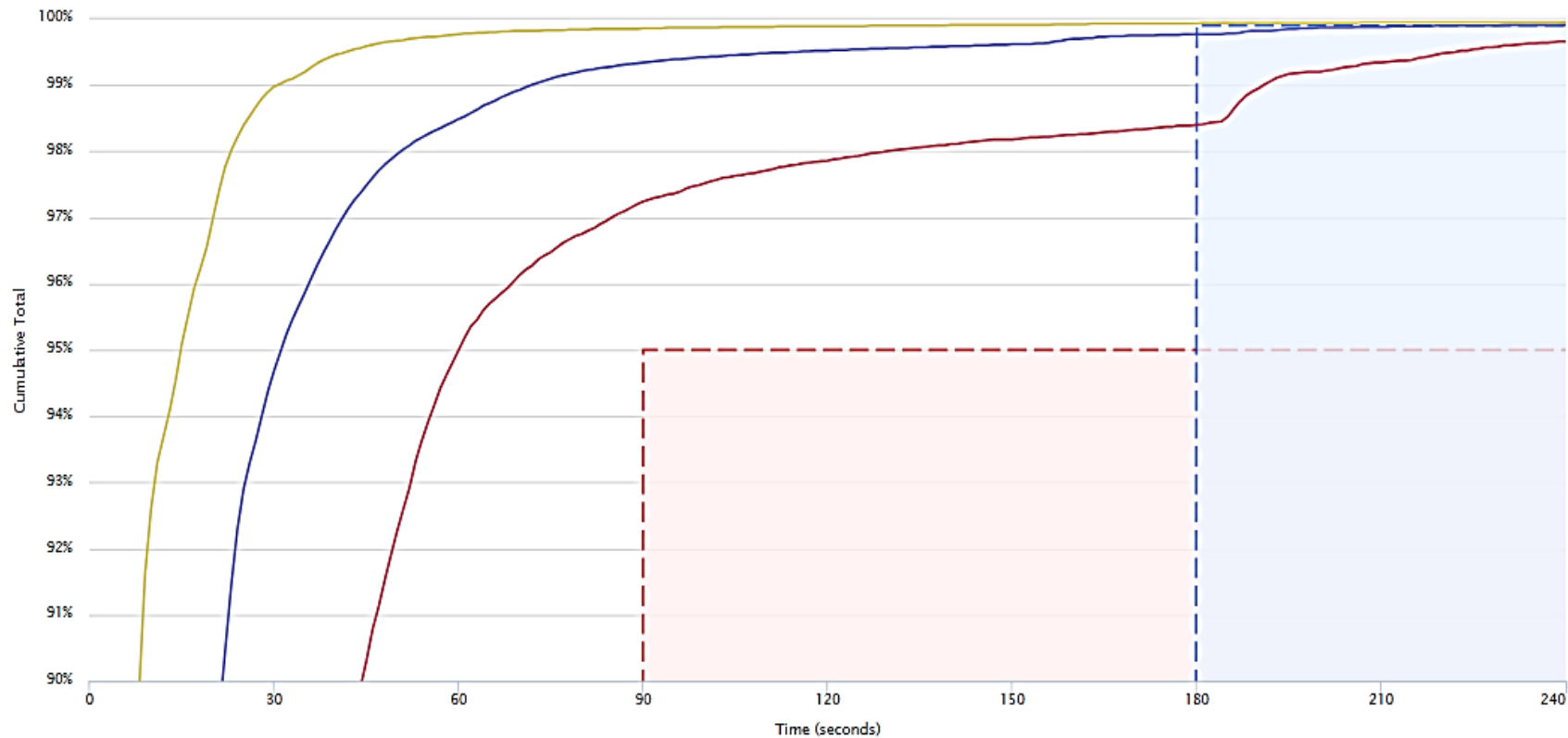
95% RSP180 BENCHMARK	99.9% RSP180 BENCHMARK
RSP<= 90 SEC	RSP<= 180SEC
99.23%	99.66%

PBCS PERFORMANCE

ADS-C RSP180 - BY MEDIA TYPE 2022

ADS-C RSP180 BY MEDIA TYPE 2022

JAN- DEC 2022



95.0 Percent 90 seconds 99.9 Percent 180 seconds Inmarsat (#286879) Iridium (#49643) VDL (#107294) HF DL (#305)

95% RSP180
BENCHMARK

99.9% RSP180
BENCHMARK

RSP<= 90 SEC

RSP<= 180SEC

99.24%

99.66%

PBCS PERFORMANCE

ADS-C RSP180 - BY MEDIA TYPE 2022

ADS-C Performance										
Colour Key		Period 1 Jan 2022 - 31 Dec 2022					95% RSP180 Benchmark	99.9% RSP180 Benchmark		
■	Meets Criteria	Media Type	RGS	Aircraft Type	Operating Company	Tail Number	ATSP	Message Count		
■	99.0%-99.84%								RSP <= 90 sec	RSP <= 180 sec
■	Under Criteria	Analysis by ADS-C RSP180 Media Type NFFF								
		SATCOM I4	All	All	All	All	NFFF	286879	99.34	99.77
		SATCOM Iridium	All	All	All	All	NFFF	49643	97.24	98.4
		VHF All	All	All	All	All	NFFF	107294	99.86	99.93
		HF All	All	All	All	All	NFFF	305	51.47	72.78
		All	All	All	All	All	NFFF	444121	99.2	99.64

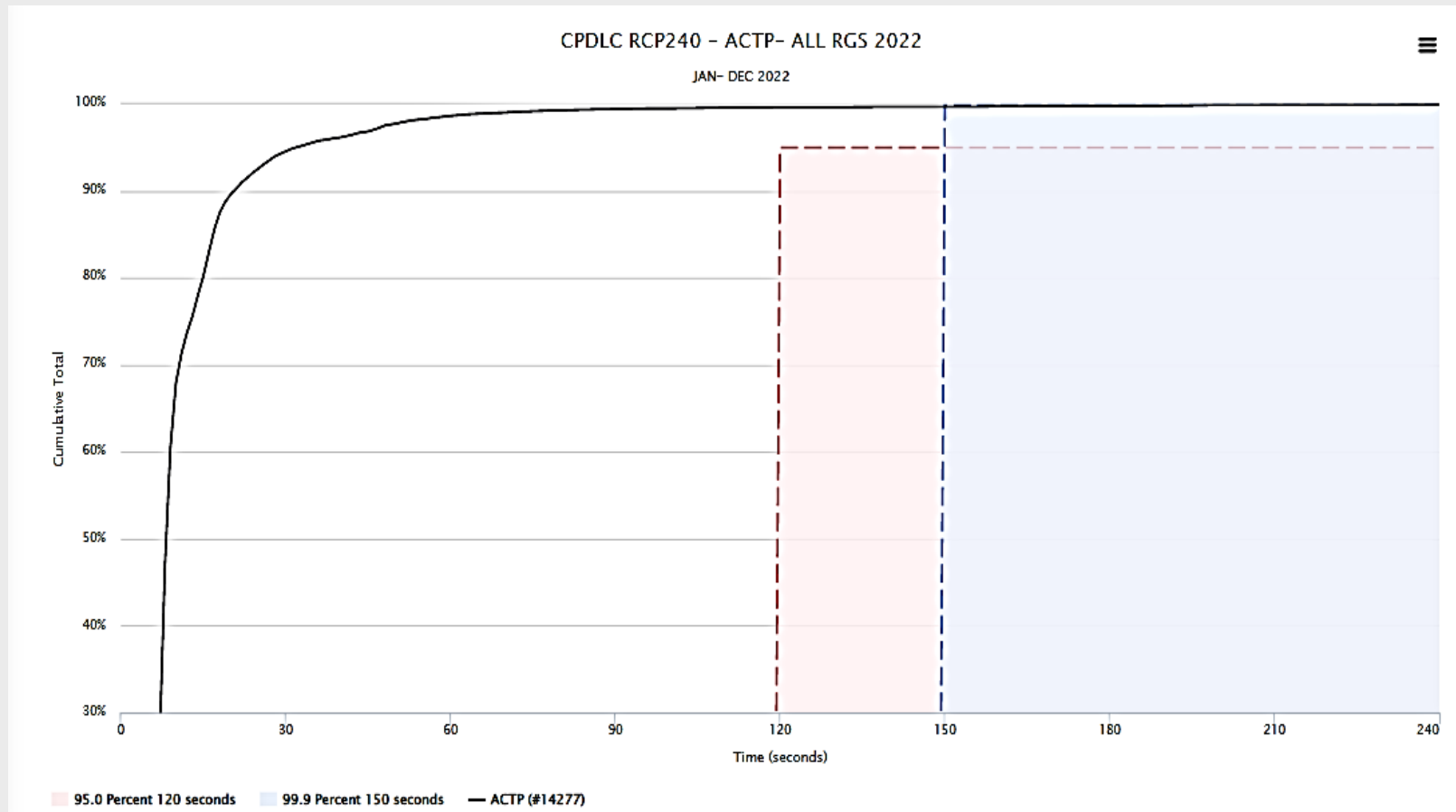
PBCS PERFORMANCE

ADS-C RSP180 - BY OPERATING COMPANY AND AIRCRAFT TYPE

ADS-C PERFORMANCE RSP180 - TOP 20 BY MESSAGE COUNT						
Period	Jan-June 2022			July-December 2022		
Colour Key ■ Meets Criteria ■ 99.00% - 99.840% ■ Under Criteria	Message Counts	95% ≤ ≤ = 90sec	99.90% ≤ ≤ = 180sec	Message Counts	95% ≤ ≤ = 90sec	99.90% ≤ ≤ = 180sec
FJI/B38M	19730	98.37%	98.86%	21011	98.16%	98.85%
QFA/B789	17110	99.84%	99.96%	16337	99.85%	99.94%
FJI/A359	11913	99.45%	99.98%	6589	99.29%	99.94%
ANZ/B789	11855	99.73%	99.95%	10068	99.49%	99.94%
QFA/A332	11624	99.37%	99.70%	9759	99.40%	99.68%
UAL/B77W	10857	99.70%	99.95%	7301	99.63%	99.93%
DAL/A359	8736	99.44%	99.97%	6244	99.52%	99.87%
UAL/B789	7480	99.81%	99.89%	14977	99.85%	99.98%
HAL/A332	7358	99.96%	99.97%	5857	99.88%	99.97%
FJI/A332	6072	99.08%	99.95%	7901	98.86%	99.82%
QFA/A388	5691	99.86%	99.89%	2577	99.96%	100.00%
ACI/A339	5537	99.87%	99.95%	4230	99.81%	99.98%
QFA/A333	5387	99.46%	99.63%	7078	99.39%	99.60%
CKS/B77L	5154	99.55%	99.73%	3819	99.32%	99.61%
AAL/B789	5087	99.96%	100.00%	2933	99.73%	99.97%
JST/B788	4454	99.48%	99.80%	4627	99.55%	99.91%
ACA/B789	3873	97.88%	98.92%	5500	97.89%	99.00%
FDX/B77L	3652	99.48%	99.78%	2451	98.86%	99.59%
ACI/A20N	3445	98.40%	99.65%	5185	98.05%	99.48%
FJI/A333	3428	97.81%	99.74%	2722	98.75%	99.82%

PBCS PERFORMANCE

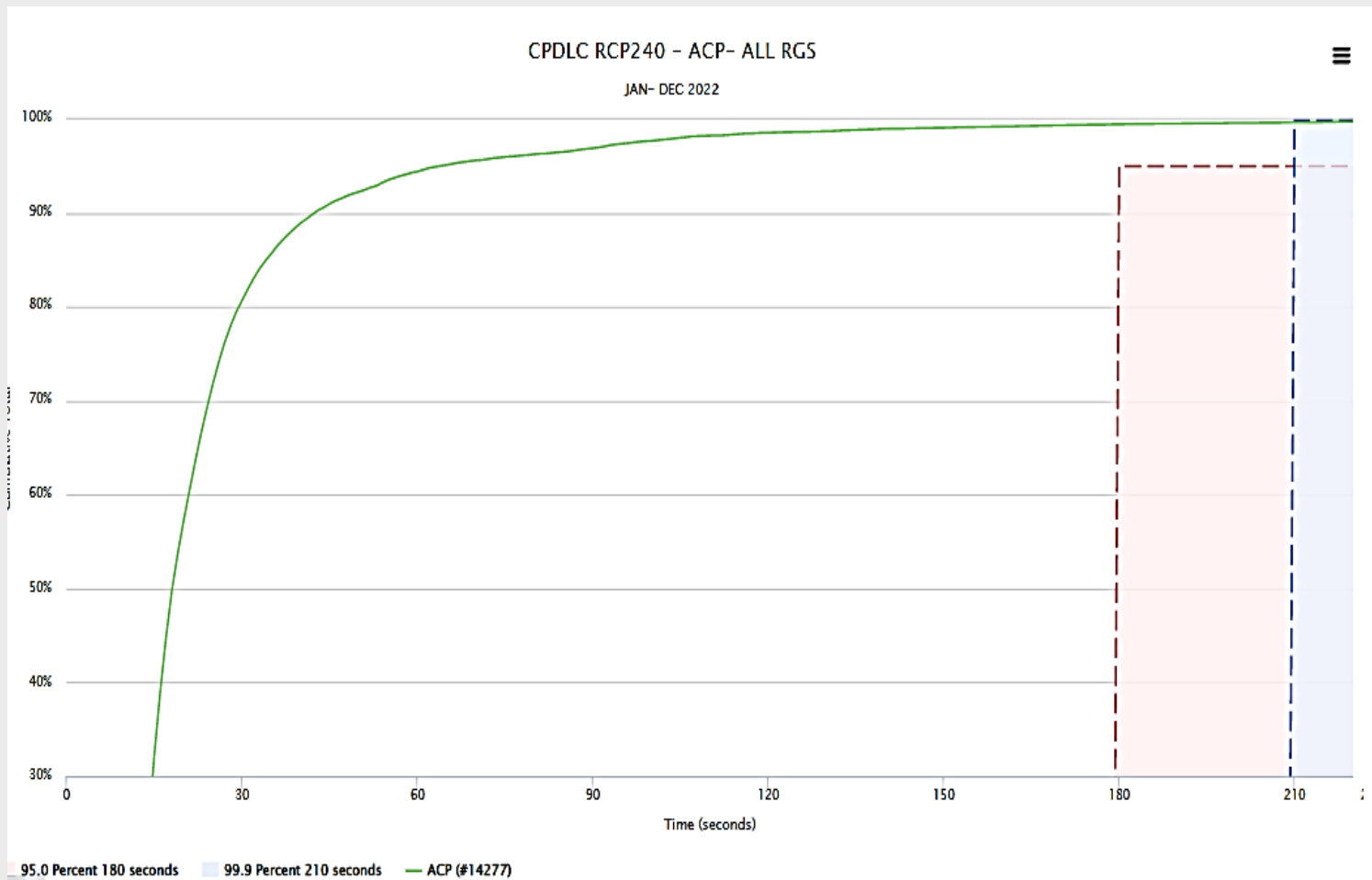
CPDLC RCP240 - ACTUAL COMMUNICATION TECHNICAL PERFORMANCE - 2022



95% RCP240 BENCHMARK	99.9% RCP240 BENCHMARK
RCP<=180SEC	RCP<=240SEC
99.63%	99.7%

PBCS PERFORMANCE

CPDLC RCP240 - ACTUAL COMMUNICATION PERFORMANCE - 2022



95% RCP240 BENCHMARK	99.9% RCP240 BENCHMARK
RCP<=180SEC	RCP<=240SEC
99.45%	99.65%

PBCS PERFORMANCE

CPDLC RCP240 - OPERATOR & TYPE (TOP 20 MESSAGE COUNT)



CPDLC RCP240 - TOP 20 MESSAGE BY COUNT										
Period	Jan - Jun 2022 (ALL OPERATIONAL RESPONSES)					Jul - Dec 2022 (ALL OPERATIONAL RESPONSES)				
Colour Key ■ Meets Criteria ■ 99.0%-99.84% ■ Under Criteria	Message Counts	95% benchmark		99.9% Benchmark		Message Counts	95% benchmark		99.9% Benchmark	
		ACP	ACTP	ACP	ACTP		ACP	ACTP	ACP	ACTP
		% < = 180sec	% < = 120sec	% < = 210sec	% < = 150sec		% < = 180sec	% < = 120sec	% < = 210sec	% < = 150sec
QFA/B789	537	99.63%	100.00%	100.00%	100.00%	511	100.00%	100.00%	100.00%	100.00%
FJI/B38M	515	98.25%	98.44%	98.45%	98.44%	560	97.68%	98.82%	98.04%	98.82%
UAL/B77W	465	100.00%	100.00%	100.00%	100.00%	315	99.37%	100.00%	99.37%	100.00%
DAL/A359	415	99.52%	99.51%	99.76%	99.51%	300	100.00%	99.68%	100.00%	99.68%
FJI/A359	333	100.00%	99.69%	100.00%	99.69%	212	99.53%	99.10%	99.53%	99.10%
HAL/A332	316	100.00%	100.00%	100.00%	100.00%	275	100.00%	100.00%	100.00%	100.00%
ACI/A339	313	99.68%	100.00%	99.68%	100.00%	303	99.34%	100.00%	99.67%	100.00%
UAL/B789	310	100.00%	100.00%	100.00%	100.00%	637	99.84%	99.84%	100.00%	99.84%
QFA/A332	277	99.28%	99.63%	99.64%	99.63%	323	99.36%	100.00%	99.36%	100.00%
ANZ/B789	263	100.00%	100.00%	100.00%	100.00%	261	99.62%	100.00%	99.62%	100.00%
ACA/B789	168	100.00%	100.00%	100.00%	100.00%	225	99.11%	98.70%	99.11%	99.13%
ACI/A20N	168	99.40%	100.00%	100.00%	100.00%	274	98.54%	99.04%	98.91%	99.52%
AAL/B789	166	99.40%	100.00%	99.40%	100.00%					
QFA/A388	161	100.00%	100.00%	100.00%	100.00%					
QFA/A333	155	99.35%	99.35%	100.00%	100.00%	236	100.00%	100.00%	100.00%	100.00%
JST/B788	143	100.00%	100.00%	100.00%	100.00%	143	100.00%	100.00%	100.00%	100.00%
CKS/B77L	126	100.00%	100.00%	100.00%	100.00%					
ACA/B77L	123	100.00%	100.00%	100.00%	100.00%	243	98.35%	98.41%	98.77%	98.41%
ASY/C17	106	100.00%	100.00%	100.00%	100.00%					
FJI/A332	104	100.00%	100.00%	100.00%	100.00%	164	100.00%	99.42%	100.00%	100.00%



QUESTIONS?
COMMENTS?